

## Installation



# Four-Way Evacuation Valve

311881F

EN

***For use with petroleum and synthetic-based oils, fuels, antifreeze, and windshield wash fluid. For professional use only.***

**Not approved for use in explosive atmospheres or hazardous (classified) locations.**

**Model 120581**

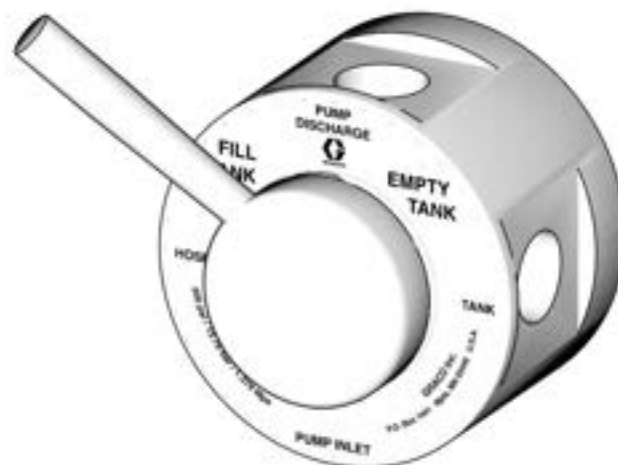
1 npt 4-Way Evacuation Valve  
200 psi (1.38 MPa, 13.8 bar) Maximum Working Pressure

**Model 120601**

1-1/2 npt 4-Way Evacuation Valve  
200 psi (1.38 MPa, 13.8 bar) Maximum Working Pressure.

**Important Safety Instructions**

Read all warnings and instructions in this manual before using the equipment.  
Save these instructions.



# **WARNING**



## **FIRE AND EXPLOSION HAZARD**

When flammable fluids are present in the work area, such as gasoline and windshield wiper fluid, be aware that flammable fumes can ignite or explode. To help prevent fire and explosion:



- Use equipment only in well-ventilated area.
- Eliminate all ignition sources, such as cigarettes and portable electric lamps.
- Ground all equipment in the work area.
- Keep work area free of debris, including rags and spilled or open containers of solvent and gasoline.
- Do not plug or unplug power cords or turn lights on or off when flammable fumes are present.
- Use only grounded hoses.
- **Stop operation immediately** if static sparking occurs or you feel a shock. Do not use equipment until you identify and correct the problem.
- Keep a working fire extinguisher in the work area.



## **PRESSURIZED EQUIPMENT HAZARD**

Fluid from the equipment, leaks, or ruptured components can splash in the eyes or on skin and cause serious injury.



- Relieve the pressure when you stop spraying/dispensing and before cleaning, checking, or servicing equipment.
- Tighten all fluid connections before operating the equipment.
- Check hoses, tubes, and couplings daily. Replace worn or damaged parts immediately.



## **PRESSURIZED ALUMINUM PARTS HAZARD**

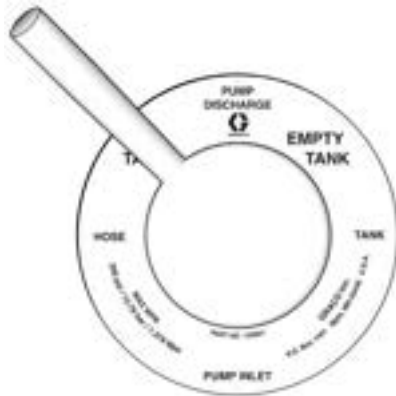
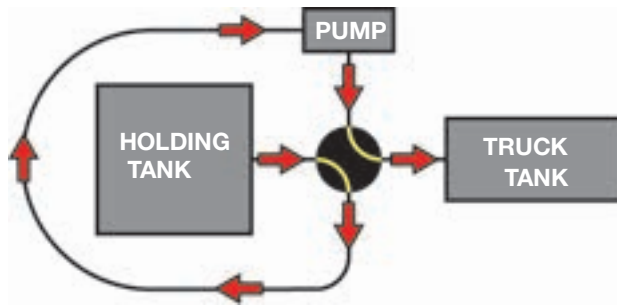
Use of fluids that are incompatible with aluminum in pressurized equipment can cause serious chemical reaction and equipment rupture. Failure to follow this warning can result in death, serious injury, or property damage.

- Do not use 1,1,1-trichloroethane, methylene chloride, other halogenated hydrocarbon solvents or fluids containing such solvents.
- Do not use chlorine bleach.
- Many other fluids may contain chemicals that can react with aluminum. Contact your material supplier for compatibility.

# Typical Installation Configuration

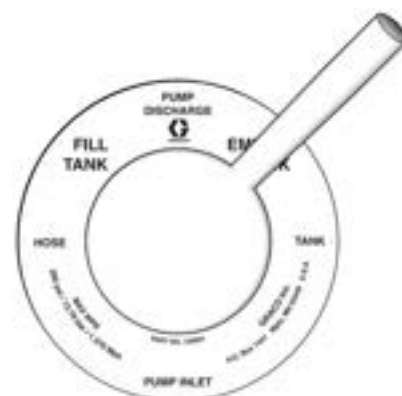
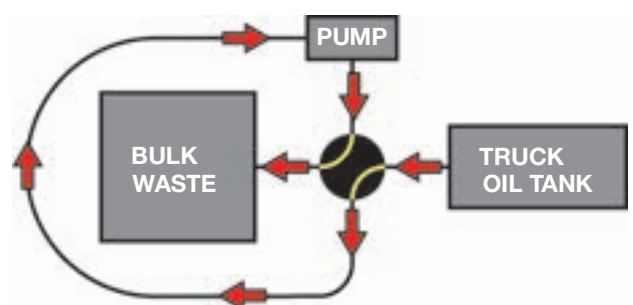
## Application - Lube Trucks

### Filling Truck Tank



**Fill Tank Mode**

### Emptying Truck Tank



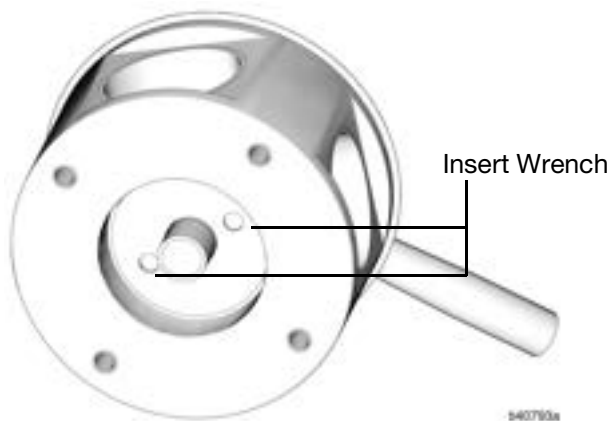
**Empty Tank Mode**

**FIG. 1**

## Maintenance

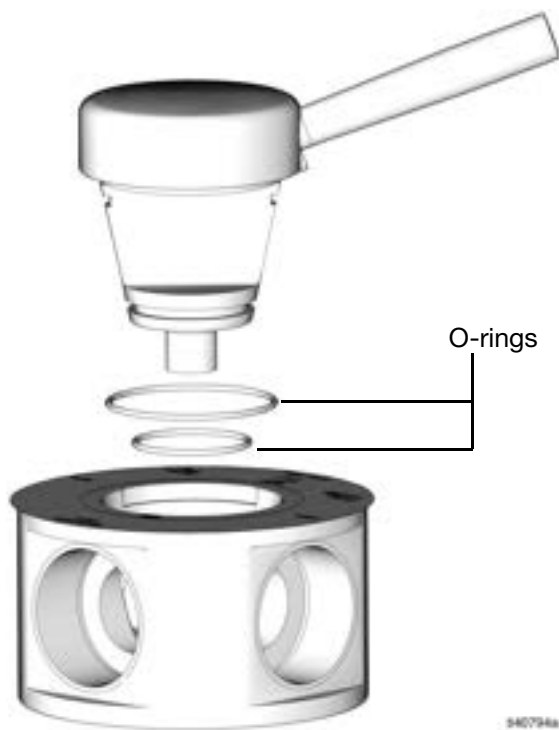
### Maintenance

1. Use a spanner wrench with pin diameter of 1/4 in. (.635 cm) to take apart the valve (FIG. 2).



**FIG. 2**

2. Replace the existing o-rings (PN 114054) (FIG. 3).



**FIG. 3**

3. Reassemble the valve using thread adhesive.

### Recycling

#### End of Product Life

At the end of the product's useful life, dismantle and recycle it in a responsible manner.

1. Drain and dispose of fluids according to applicable regulations. Refer to the material manufacturer's Safety Data Sheet.
2. Deliver remaining product to a recycling facility.

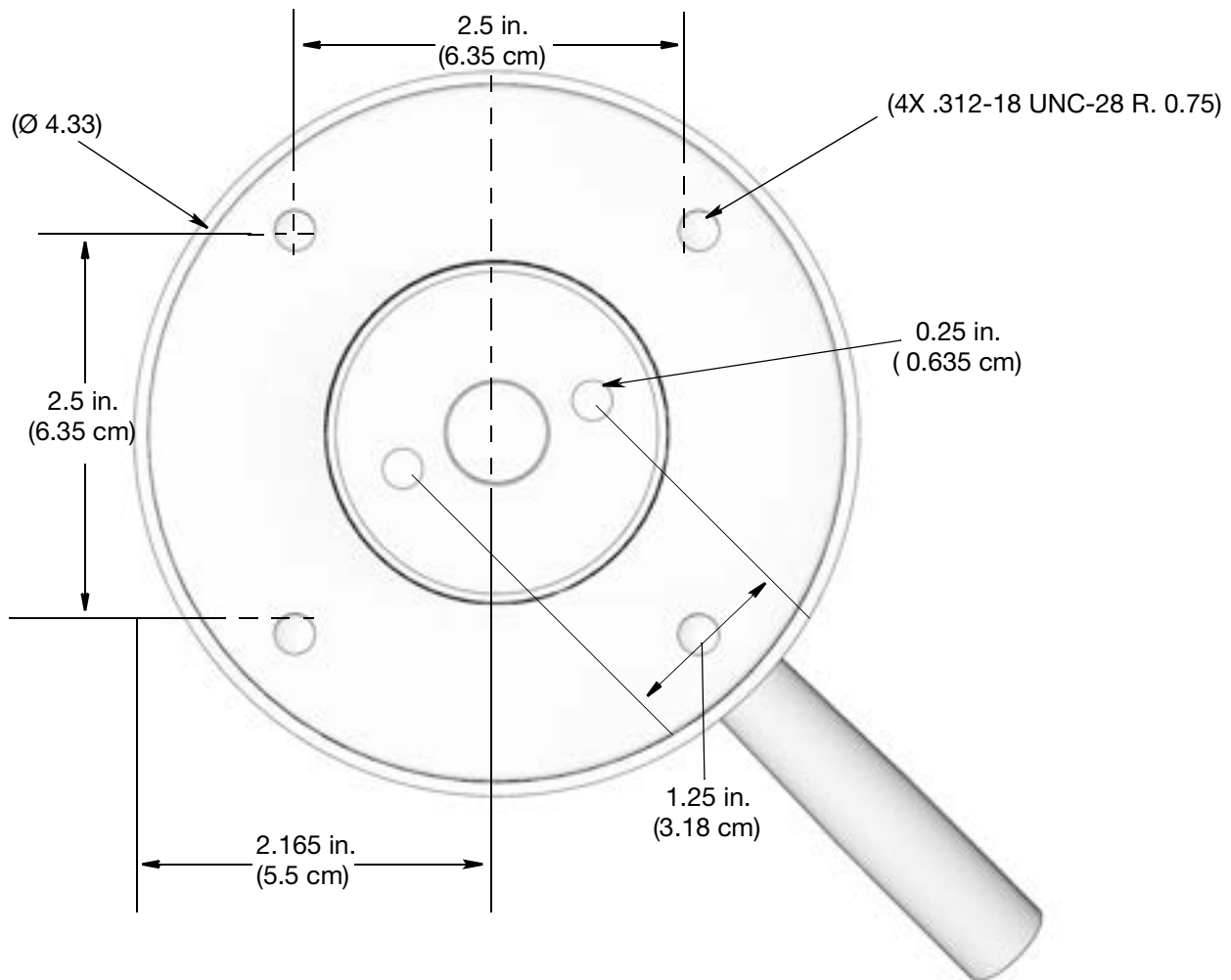
# Models and Replacement Parts

Part No.	Description
120581	1 npt. 4-Way Evacuation Valve
120601	1 1/2 npt. 4-Way Evacuation Valve
114054	O-Ring, fluorocarbon
188555	O-Ring, fluorocarbon

**Note:** Replacing the o-ring requires an adjustable pin spanner wrench with a pin diameter of 1/4 in. (.635 cm).

Dimensions

# Dimensions Mounting Holes



# Technical Specifications

Four-Way Evacuation Valve		
	U.S.	Metric
Maximum fluid working pressure	200 psi	1.38 MPa, 13.8 bar
Dimensions	4.33 in. (w) x 4.95 in. (h)	11 cm (w) x 12.57 cm (h)
Weight	3.5 lbs	1.58 kg
Threads	1 and 1.5 npt(f)	
Fluid outlet size	5/16 unc(f)	
Fill/Empty Handle Rotation	90°	
<b>Wetted Parts</b>		
Spool. Housing	Aluminum	
O-ring	Fluorocarbon	

## California Proposition 65

### CALIFORNIA RESIDENTS

**WARNING:** Cancer and reproductive harm – [www.P65warnings.ca.gov](http://www.P65warnings.ca.gov).

# Graco Standard Warranty

Graco warrants all equipment referenced in this document which is manufactured by Graco and bearing its name to be free from defects in material and workmanship on the date of sale to the original purchaser for use. With the exception of any special, extended, or limited warranty published by Graco, Graco will, for a period of twelve months from the date of sale, repair or replace any part of the equipment determined by Graco to be defective. This warranty applies only when the equipment is installed, operated and maintained in accordance with Graco's written recommendations.

This warranty does not cover, and Graco shall not be liable for general wear and tear, or any malfunction, damage or wear caused by faulty installation, misapplication, abrasion, corrosion, inadequate or improper maintenance, negligence, accident, tampering, or substitution of non-Graco component parts. Nor shall Graco be liable for malfunction, damage or wear caused by the incompatibility of Graco equipment with structures, accessories, equipment or materials not supplied by Graco, or the improper design, manufacture, installation, operation or maintenance of structures, accessories, equipment or materials not supplied by Graco.

This warranty is conditioned upon the prepaid return of the equipment claimed to be defective to an authorized Graco distributor for verification of the claimed defect. If the claimed defect is verified, Graco will repair or replace free of charge any defective parts. The equipment will be returned to the original purchaser transportation prepaid. If inspection of the equipment does not disclose any defect in material or workmanship, repairs will be made at a reasonable charge, which charges may include the costs of parts, labor, and transportation.

**THIS WARRANTY IS EXCLUSIVE, AND IS IN LIEU OF ANY OTHER WARRANTIES, EXPRESS OR IMPLIED, INCLUDING BUT NOT LIMITED TO WARRANTY OF MERCHANTABILITY OR WARRANTY OF FITNESS FOR A PARTICULAR PURPOSE.**

Graco's sole obligation and buyer's sole remedy for any breach of warranty shall be as set forth above. The buyer agrees that no other remedy (including, but not limited to, incidental or consequential damages for lost profits, lost sales, injury to person or property, or any other incidental or consequential loss) shall be available. Any action for breach of warranty must be brought within two (2) years of the date of sale.

**GRACO MAKES NO WARRANTY, AND DISCLAIMS ALL IMPLIED WARRANTIES OF MERCHANTABILITY AND FITNESS FOR A PARTICULAR PURPOSE, IN CONNECTION WITH ACCESSORIES, EQUIPMENT, MATERIALS OR COMPONENTS SOLD BUT NOT MANUFACTURED BY GRACO.** These items sold, but not manufactured by Graco (such as electric motors, switches, hose, etc.), are subject to the warranty, if any, of their manufacturer. Graco will provide purchaser with reasonable assistance in making any claim for breach of these warranties.

In no event will Graco be liable for indirect, incidental, special or consequential damages resulting from Graco supplying equipment hereunder, or the furnishing, performance, or use of any products or other goods sold hereto, whether due to a breach of contract, breach of warranty, the negligence of Graco, or otherwise.

## FOR GRACO CANADA CUSTOMERS

The Parties acknowledge that they have required that the present document, as well as all documents, notices and legal proceedings entered into, given or instituted pursuant hereto or relating directly or indirectly hereto, be drawn up in English. Les parties reconnaissent avoir convenu que la rédaction du présente document sera en Anglais, ainsi que tous documents, avis et procédures judiciaires exécutés, donnés ou intentés, à la suite de ou en rapport, directement ou indirectement, avec les procédures concernées.

# Graco Information

For the latest information about Graco products, visit [www.graco.com](http://www.graco.com).

For patent information, see [www.graco.com/patents](http://www.graco.com/patents).

**TO PLACE AN ORDER**, contact your Graco distributor or call to identify the nearest distributor.

**Phone:** 612-623-6928 **or Toll Free:** 1-800-533-9655, **Fax:** 612-378-3590

*All written and visual data contained in this document reflects the latest product information available at the time of publication.  
Graco reserves the right to make changes at any time without notice.*

Original instructions. This manual contains English. MM 311881

**Graco Headquarters:** Minneapolis

**International Offices:** Belgium, China, Japan, Korea

**GRACO INC. AND SUBSIDIARIES • P.O. BOX 1441 • MINNEAPOLIS MN 55440-1441 • USA**  
**Copyright 2007, Graco Inc. All Graco manufacturing locations are registered to ISO 9001.**

[www.graco.com](http://www.graco.com)  
Revision F, July 2022